


BRX Pluggable Option Modules (POM)

BX-P-SER2-TERM

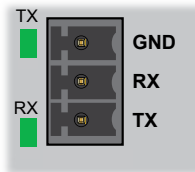
The RS-232 POM can be connected to the Do-more! Designer programming software, Modbus RTU master or slave devices,

DirectLogic PLCs via K-Sequence protocol, as well as devices that send or receive non-sequenced ASCII strings or characters.



Removable Connector Included

Pinout	RS232
1	GND
2	RX
3	TX



BX-P-SER2-TERM Specifications	
Description	Non-isolated Serial port that can communicate via RS-232. Includes ESD protection and built-in surge protection.
Supported Protocols	Do-more!™ Protocol (Default) Modbus RTU (Master & Slave) K-Sequence (Slave) ASCII (In & Out)
Data Rates	1200, 2400, 4800, 9600, 19200, 38400, 57600, and 115200 Baud
Default Settings	115200bps, No Parity, 8 Data Bits, 1 Stop Bit, Station #1
Port Status LED	Green LED is illuminated when active for TXD and RXD
Port Type	Removable 3-pin terminal strip 3.5 mm pitch
RS-232 TX	RS-232 Transmit output
RS-232 RX	RS-232 Receive input
RS-232 GND	Logic ground
RS-232 Maximum Output Load (TXD/RTS)	3kΩ, 1000pf
RS-232 Minimum Output Voltage Swing	±5V
RS-232 Output Short Circuit Protection	±15mA
Cable Requirements	RS-232 use P/N L19772-XXX from automationdirect.com
Maximum Distance	30 meters (100 feet); 6 meters (20 feet) recommended maximum
Replacement Connector	ADC Part # BX-RTB03S
Hot Swappable	Yes

BX-RTB03S

Replacement removable connector.



BX-RTB03S

BX-RTB03S Connector Specifications	
Part Number	BX-RTB03S
Connector Type	Screw type
Wire Exit	90-degree
Pitch	3.5 mm
Screw Size	M2
Recommended Screw Torque	<1.77 lb·in (0.2 N·m)
Screwdriver Blade Width	2.5 mm
Wire Gauge (Single Wire)	28–16 AWG
Wire Gauge (Two Wires)	28–16 AWG
Wire Strip Length	0.24 in (6mm)
Equiv. Dinkle part #	EC350V-03P-BK

BRX Pluggable Option Modules (POM)

BX-P-SER4-TERM

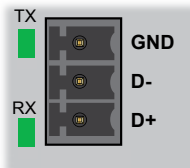
The RS-485 POM can be connected to the Do-more! Designer programming software, Modbus RTU master or slave devices, DirectLogic PLCs via K-Sequence protocol,

as well as devices that send or receive non-sequenced ASCII strings or characters.



Removable Connector Included

Pinout	RS485
1	GND
2	D-
3	D+



BX-P-SER4-TERM Specifications	
Description	Non-isolated Serial port that can communicate via RS-485. Includes ESD protection and built-in surge protection.
Supported Protocols	Do-more!™ Protocol (Default) Modbus RTU (Master & Slave) K-Sequence (Slave) ASCII (in & Out)
Data Rates	1200, 2400, 4800, 9600, 19200, 38400, 57600, and 115200 baud
Default Settings	115200bps, No Parity, 8 Data Bits, 1 Stop Bit, Station #1, Termination resistor OFF
Port Status LED	Green LED is illuminated when active for TXD and RXD
Port Type	Removable 3-pin terminal strip 3.5 mm pitch
RS-485 Station Addresses	1–247
RS-485 D+	RS-485 transceiver high
RS-485 D-	RS-485 transceiver low
RS-485 GND	Logic ground
RS-485 Input Impedance	19kΩ
RS-485 Maximum Load	50 transceivers, 19kΩ each, 120Ω termination
RS-485 Output Short Circuit Protection	±250mA, thermal shut-down protection
RS-485 Electrostatic Discharge Protection	±8kV per IEC1000-4-2
RS-485 Electrical Fast Transient Protection	±2kV per IEC1000-4-4
RS-485 Minimum Differential Output Voltage	1.5 V with 60Ω load
RS-485 Fail Safe Inputs	Logic high input state if inputs are unconnected
RS-485 Maximum Common Mode Voltage	-7.5 V to 12.5 V
Cable Requirements	RS-232 use P/N L19772-XXX from automationdirect.com
Maximum Distance	30 meters (100 feet); 6 meters (20 foot) recommended maximum
Replacement Connector	ADC Part # BX-RTB03S
Hot Swappable	Yes

BX-RTB03S

Replacement removable connector.



BX-RTB03S

BX-RTB03S Connector Specifications	
Part Number	BX-RTB03S
Connector Type	Screw type
Wire Exit	90-degree
Pitch	3.5 mm
Screw Size	M2
Recommended Screw Torque	<1.77 lb-in (0.2 N·m)
Screwdriver Blade Width	2.5 mm
Wire Gauge (Single Wire)	28–16 AWG
Wire Gauge (Two Wires)	28–16 AWG
Wire Strip Length	0.24 in (6mm)
Equiv. Dinkle part #	EC350V-03P-BK