



# BRX Pluggable Option Modules (POM)

## BX-P-SER2-TERMFC

The RS-232 POM can be connected to the Do-more! Designer programming software, Modbus RTU master or slave devices,

DirectLogic PLCs via K-Sequence protocol, as well as devices that send or receive non-sequenced ASCII strings or characters.

Pinout	RS232
1	GND
2	RXD
3	TXD
4	RTS
5	CTS



Removable Connector Included

### BX-P-SER2-TERMFC Specifications

<b>Description</b>	Non-isolated Serial port that can communicate via RS-232. Includes ESD protection and built-in surge protection.
<b>Supported Protocols</b>	Do-more!™ Protocol (Default) Modbus RTU (Master & Slave) K-Sequence (Slave) ASCII (In & Out)
<b>Data Rates</b>	1200, 2400, 4800, 9600, 19200, 38400, 57600, and 115200 Baud
<b>Default Settings</b>	115200bps, No Parity, 8 Data Bits, 1 Stop Bit, Station #1
<b>Port Status LED</b>	Green LED is illuminated when active for TXD and RXD
<b>Port Type</b>	Removable 5-pin terminal strip 3.5 mm pitch
<b>RS-232 TX</b>	RS-232 Transmit output
<b>RS-232 RX</b>	RS-232 Receive input
<b>RS-232 GND</b>	Logic ground
<b>RS-232 CTS</b>	RS-232 Clear to Send input
<b>RS-232 RTS</b>	RS-232 Request to Send input
<b>RS-232 Maximum Output Load (TXD/RTS)</b>	3kΩ, 1000pf
<b>RS-232 Minimum Output Voltage Swing</b>	±5V
<b>RS-232 Output Short Circuit Protection</b>	±15mA
<b>Cable Requirements</b>	RS-232 use P/N L19853-XXX from <a href="http://automationdirect.com">automationdirect.com</a>
<b>Maximum Distance</b>	6 meters (20 foot) recommended maximum
<b>Replacement Connector</b>	ADC Part # <a href="#">BX-RTB05S</a>
<b>Hot Swappable</b>	Yes
<b>Software Version Required</b>	Do-more! Designer version 2.7 or later

## BX-RTB05S

Replacement removable connector.



### BX-RTB05S Connector Specifications

<b>Part Number</b>	<a href="#">BX-RTB05S</a>
<b>Connector Type</b>	Screw type
<b>Wire Exit</b>	180-degree
<b>Pitch</b>	3.5 mm
<b>Screw Size</b>	M2
<b>Recommended Screw Torque</b>	<1.77 lb-in (0.2 N·m)
<b>Screwdriver Blade Width</b>	2.5 mm
<b>Wire Gauge (Single Wire)</b>	28–16 AWG
<b>Wire Gauge (Two Wires)</b>	28–16 AWG
<b>Wire Strip Length</b>	0.24 in (6mm)
<b>Equiv. Dinkle part #</b>	EC350V-05P-BK

# BRX Pluggable Option Modules (POM)

## BX-P-SER422-TERM

The RS-422 POM can be connected to the Do-more! Designer programming software, Modbus RTU master devices, DirectLogic


PLCs via K-Sequence protocol, as well as devices that send or receive non-sequenced ASCII strings or characters.



Removable Connector Included

BX-P-SER422-TERM Specifications	
<b>Description</b>	Non-isolated Serial port that can communicate via RS-422. Includes ESD protection and built-in surge protection.
<b>Supported Protocols</b>	Do-more!™ Protocol (Default) Modbus RTU (Master & Slave) K-Sequence (Slave) ASCII (In & Out)
<b>Data Rates</b>	1200, 2400, 4800, 9600, 19200, 38400, 57600, and 115200 Baud
<b>Default Settings</b>	115200bps, No Parity, 8 Data Bits, 1 Stop Bit, Station #1
<b>Port Status LED</b>	Green LED is illuminated when active for TXD and RXD
<b>Port Type</b>	Removable 5-pin terminal strip 3.5 mm pitch
<b>Station Addresses</b>	1–247
<b>TX-/RX-</b>	RS-422 Transceiver low
<b>TX+/RX+</b>	RS-422 Transceiver high
<b>GND</b>	Logic ground
<b>Input Impedance</b>	96kΩ
<b>Maximum Load</b>	50 transceivers, 19kΩ each, 120Ω termination
<b>Output Short Circuit Protection</b>	±250mA, thermal shutdown protection
<b>Minimum Differential Output Voltage</b>	2.0 VDC with 54Ω load
<b>Maximum Common Mode Voltage</b>	-7.5 to 12.5 VDC
<b>Fail Safe Inputs</b>	Logic high input state if inputs are unconnected
<b>Electrostatic Discharge Protection</b>	±15kV human body, ±6kV contact discharge per IEC61000-4-2
<b>Cable Requirements</b>	RS-422 use P/N L19853-XXX from automationdirect.com
<b>Maximum Distance</b>	1000 meters (3280 feet) recommended maximum
<b>Replacement Connector</b>	ADC Part # BX-RTB05S
<b>Hot Swappable</b>	Yes
<b>Software Version Required</b>	Do-more! Designer version 2.7 or later

Pinout	RS422
1	GND
2	RX-
3	RX+
4	TX-
5	TX+



## BX-RTB05S

Replacement removable connector.



BX-RTB05S Connector Specifications	
<b>Part Number</b>	<a href="#">BX-RTB05S</a>
<b>Connector Type</b>	Screw type
<b>Wire Exit</b>	180-degree
<b>Pitch</b>	3.5 mm
<b>Screw Size</b>	M2
<b>Recommended Screw Torque</b>	<1.77 lb-in (0.2 N·m)
<b>Screwdriver Blade Width</b>	2.5 mm
<b>Wire Gauge (Single Wire)</b>	28–16 AWG
<b>Wire Gauge (Two Wires)</b>	28–16 AWG
<b>Wire Strip Length</b>	0.24 in (6mm)
<b>Equiv. Dinkle part #</b>	EC350V-05P-BK