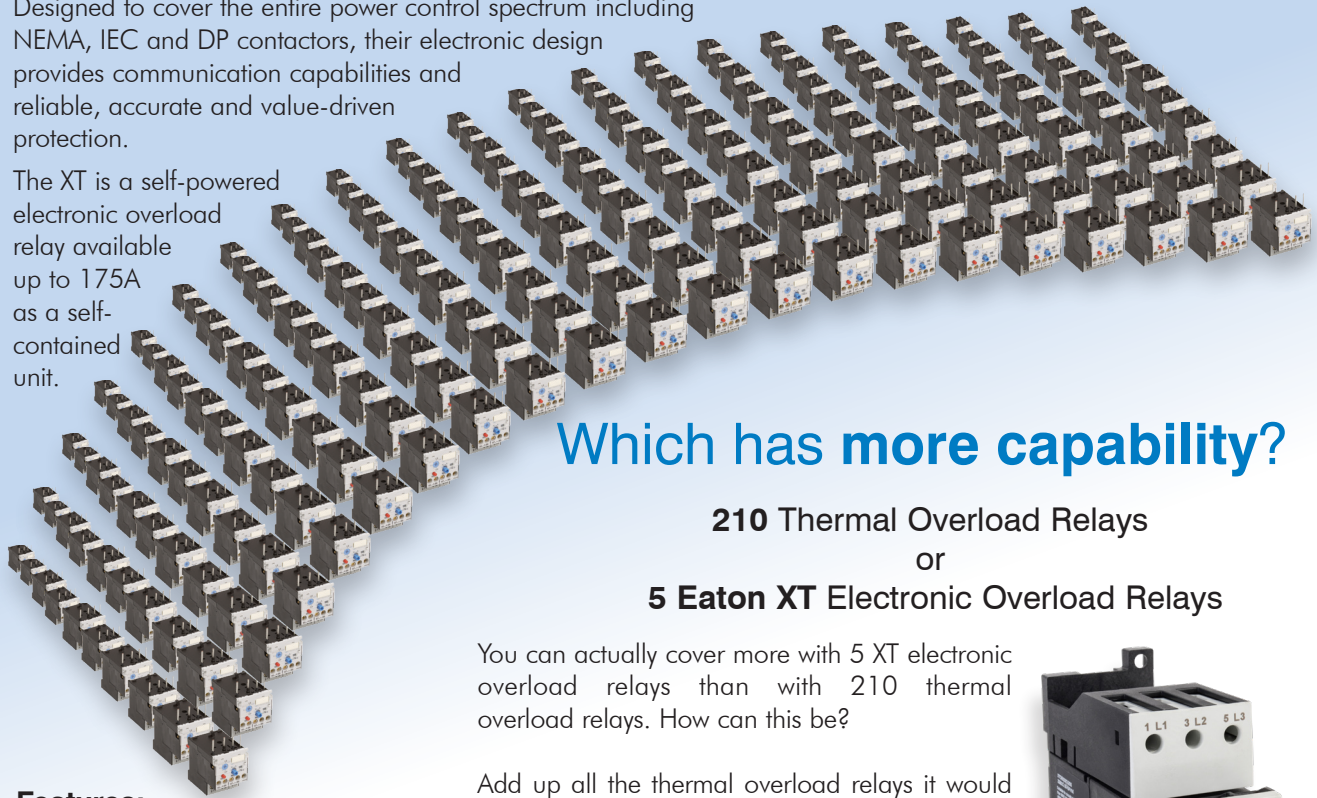


# Eaton XT Electronic Overload Relays

Our new Eaton XT electronic overload relays (EOL) are the most compact, high-featured, economical products in their class.

Designed to cover the entire power control spectrum including NEMA, IEC and DP contactors, their electronic design provides communication capabilities and reliable, accurate and value-driven protection.

The XT is a self-powered electronic overload relay available up to 175A as a self-contained unit.



## Which has more capability?

210 Thermal Overload Relays

or

5 Eaton XT Electronic Overload Relays

You can actually cover more with 5 XT electronic overload relays than with 210 thermal overload relays. How can this be?

Add up all the thermal overload relays it would take to cover 0.3 to 100 amps, class 10, class 20, class 30, and class 10A with automatic and manual reset. It would take 214 different thermal overload relays!



### Features:

- Enhanced motor protection
- Flexible design
- Predictive indication
- Separate mounting for use with any contactor
- Self-powered, no control power needed
- Integral current sensing and electronics save money and valuable panel space
- Selectable trip classes for variable or high inertia loads

Eaton's XT electronic overload relays allow you to select these options right on the face of every overload relay. Imagine the amount of applications you can cover with just a handful of inventory.

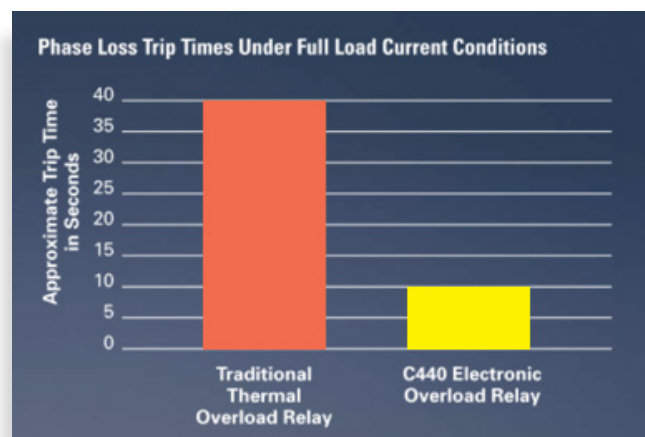
## Make life simple!

Choose Eaton XT Electronic Overload Relays

## Enhanced Protection

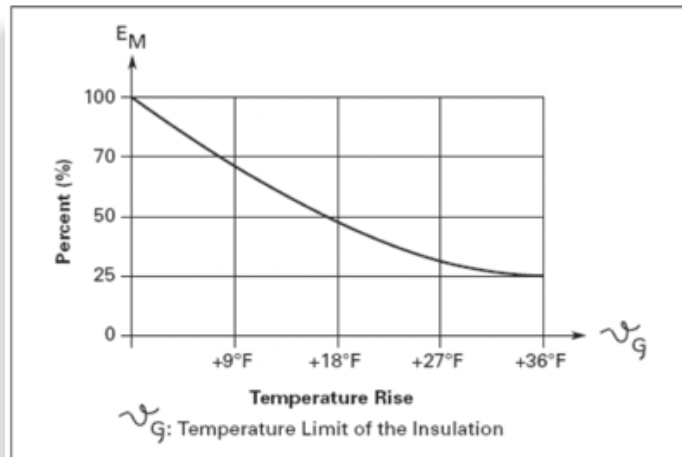
### The superiority of electronic overload relays versus traditional thermal overload relays:

- Faster response time under phase loss and phase unbalance conditions
- Increased motor life due to thermal modeling design
- Common design for single-phase and three-phase applications



# Eaton XT Electronic Overload Relays

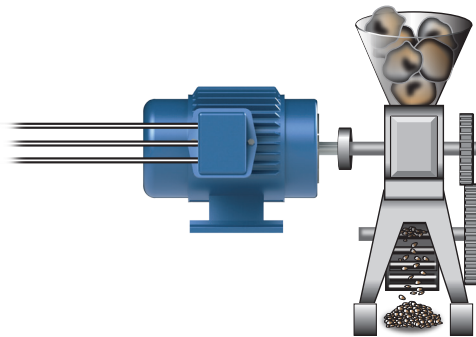
**Protect your valuable assets - Increase Motor Life through better thermal protection**



An increase of just 18 °F above the thermal limit will reduce motor life by 50%.


This graph shows the reduction in average life of a motor,  $E_M$ , when the winding is continuously overheated.

## Applications



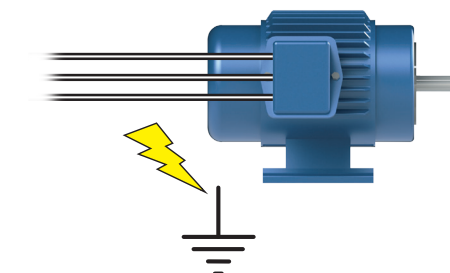
### Selectable trip classes for variable or high inertia loads

- Conveyors
- Crushers / Grinders
- Mixers



### Unbalance / Phase Lose Protection

- Blown fuses
- Single phasing
- Loose connections
- Stator turn to turn faults



### Ground Fault Protection

- Moisture in submersible pumps, wells, freezers
- Damaged insulation in mobile / flexing applications

### Integral Ground Fault Protection

- The C440 has built-in ground protection capabilities eliminating the need to purchase and install separate CTs and ground fault modules
- Integral design reduces inventory, speeds up installation time and delivers physical space savings

# Eaton XT Series Electronic Overload Relays



## Electronic Overload Relays up to 175A



XTOE1P6CCSS



XTOE1P6CGSS



XTOE175GCSS

### Description

Eaton's new electronic overload relays (EOL) are the most compact, high-featured, economical products in their class.

Designed with a global platform in mind, the new EOL line covers the entire power control spectrum including NEMA, IEC and DP contactors. The NEMA and DP versions are offered with the IEC XT designation.

The electronic design provides reliable, accurate and value-driven protection and communications capabilities in a single compact device. It is the flexible choice for any application requiring easy-to-use, reliable protection.

The XT is a self-powered electronic overload relay available up to 175A as a self-contained unit. Accessories include remote reset capability.

### Features

- Self-powered
- Reliable and accurate electronic motor protection
- Easy to select, install and maintain
- Compact size
- Flexible, intelligent design
- A global product offering available with NEMA, IEC and DP power control

### Size/Range

- Broad FLA range (0.33 –175A)
- Selectable trip class (10A, 10, 20, 30)
- Separate mounting to NEMA, IEC and DP contactors
- Compact electronic overload

### Motor Protection

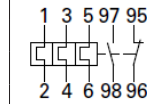
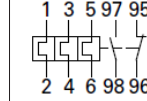
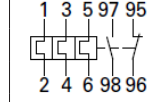
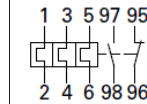
- Thermal overload
- Phase loss
- Selectable (ON/OFF) phase imbalance
- Selectable (ON/OFF) ground fault

### Standards and Certifications

- UL File E1230
- CSA File 156828 or 000353\_0\_000
- CE Directives, RoHS, LVD, EMC, ATEX



### Eaton XT Series Electronic Overload Relays for Separate Mount

Part Number	Price	Amperage Adjustment Range (A)	Power Pole (Wire) Connections	Mounting	Ground Fault Protection	Contact Sequence	Frame Size
XTOE1P6CCSS		0.33-1.65	Stand-alone connections	DIN rail or panel mount	No		45mm [1.77 in]
XTOE005CCSS		1-5					55mm [2.17 in]
XTOE020CCSS		4-20					
XTOE045CCSS		9-45					
XTOE100GCSS		20-100					
XTOE175GCSS		35-175					
XTOE175GCSP		35-175	Pass-through connections	Panel mount			110mm [4.33 in]
XTOE1P6CGSS		0.33-1.65	Stand-alone connections	DIN rail or panel mount	Yes		45mm [1.77 in]
XTOE005CGSS		1-5					55mm [2.17 in]
XTOE020CGSS		4-20					
XTOE045CGSS		9-45					
XTOE100GGSS		20-100					
XTOE175GGSP		35-175	Pass-through connections	Panel mount			110mm [4.33 in]

# Eaton XT Series Electronic Overload Relays



## Electronic Overload Relays up to 175A

Electrical Ratings			
Frame size	45mm (1.77 in)	55mm (2.17 in)	110mm (4.33 in)
Operating Voltage (3-phase)	690VAC		
Frequency	60/50 Hz		
FLA Range	0.33-1.65 A 1-5 A 4-20 A 9-45 A	20-100 A	28-140 A 35-175 A
Trip Class	10A, 10, 20, 30 selectable (10, 20 ground fault)		
Thermal Overload Setting	1.05xFLA: does not trip 1.15xFLA: overload trip		
Phase Loss	Fixed threshold 50%		
Phase Unbalance (Selectable: enable/disable)	Fixed threshold 50%		
Ground Fault (Selectable: enable/disable)	50% of FLA dial setting >150%=2sec >250%=1sec		
Reset	Manual/automatic		
Insulation Voltage $U_i$ (three-phase)	690VAC		
Insulation Voltage $U_i$ (control)	500VAC		
Rated Impulse Withstand Voltage	6000VAC		
Overvoltage Category/Pollution Degree	III/3		

Indicators			
Frame size	45mm (1.77 in)	55mm (2.17 in)	110mm (4.33 in)
Trip status indicator	Orange flag		
Mode LED	Flashing (0.5 Hz): Overload operating properly Flashing (1Hz): Current is above FLA dial setting—pending trip		

Options			
Frame size	45mm (1.77 in)	55mm (2.17 in)	110mm (4.33 in)
Remote Reset Option	Yes		
Reset Bar Option	Yes		
Communication Expansion Module Option	Yes		

Terminal Capacity and Torque			
Frame size	45mm (1.77 in)	55mm (2.17 in)	110mm (4.33 in)
Load Terminals Capacity	12-10 AWG (4-6 mm <sup>2</sup> ) 8-6 AWG (6-16 mm <sup>2</sup> )	6-1 AWG (16-50 mm <sup>2</sup> )	8-4/0 AWG (10-95 mm <sup>2</sup> )
Load Terminals Tightening Torque	20-25 lb•in [2.3-2.8 N•m] 25-30 lb•in [28-3.4 N•m]	25-30 lb•in [28-3.4 N•m]	124 lb•in [14 N•m]
Input, Auxiliary Contact and Remote Reset Terminals Capacity (C440-XCOM and ZEB-XRR-120)	2x 18-12 AWG		
Input Terminals Tightening Torque (C440-XCOM and ZEB-XRR-120)	7-11 lb•in [0.8-1.2 N•m]		

# Eaton XT Series

## Electronic Overload Relays



Electronic Overload Relays up to 175A

Auxiliary and Control Circuit Ratings	
Conventional Thermal Continuous Current	5A
Rated Operational Current (IEC AC-15) - Make Contact (1800VA)	
120V	15A
240V	15A
415V	0.5 A
500V	0.5A
Rated Operational Current (IEC AC-15) - Break Contact (180VA)	
120V	1.5 A
240V	1.5 A
415V	0.9 A
500V	0.8 A
Rated Operational Current (IEC DC-13) - L/R F 15ms	
0-250 V	1.0 A
Rated Operational Current (UL B600) - Make Contact (3600VA)	
120V	30A
240V	15A
480V	7.5 A
600V	6A
Rated Operational Current (UL B600) - Break Contact (360VA)	
120V	3A
240V	1.5 A
480V	0.75 A
600V	0.6 A
Rated Operational Current (UL R300) - VDC Ratings (28VA)	
0-120 V	0.22 A
250V	0.11 A

Short-Circuit Rating Without Welding	
Maximum Fuse	6A Class CC, J

Environmental Ratings	
Ambient Temperature (operating)	-13 to 149°F (-25 to 65°C)
Ambient Temperature (storage)	-40 to 185°F (-40 to 85°C)
Operating Humidity UL 991 (H3)	5% to 95% non-condensing
Altitude (No Derating) NEMA ICS1	2000m [6561.6 ft]
Shock (IEC 60068-2-27)	15g any direction
Vibration (IEC 60068-2-6)	3g any direction
Pollution Degree Per IEC 60947-4-1	3 for product (2 for PCB)
Ingress Protection	IP20
Protection Against Direct Contact When Actuated From Front (IEC 536)	Finger and back-of-hand proof
Mounting Position	Any
Climatic Proofing	Damp heat, constant to IEC 60068-2-30

# Eaton XT Series Electronic Overload Relays



## Electronic Overload Relays up to 175A

Electrical / EMC	
<b>Radiated Emissions</b> IEC 60947-4-1-Table 15 EN 55011 (CISPR 11) Group 1, Class A, ISM	30-1000 MHz
<b>Conducted Emissions</b> IEC 60947-4-1-Table 14 EN 55011 (CISPR 11) Group 1; Class ISM	0.15-30 MHz
<b>ESD Immunity</b> IEC 60947-4-1 (Table 13)	±8kV air, ±6kV contact
<b>Radiated Immunity</b> IEC 60947-4-1 IEC 61000-4-3	10 V/m 80-1000 MHz 3 V/m from 1.4-2.7 GHz 80% amplitude modulated 1 kHz sine wave
<b>Conducted Immunity</b> IEC 60947-4-1, IEC 61000-4-6	140 dB (10 V rms) 150 kHz – 100 MHz
<b>Fast Transient Immunity</b> IEC 60947-4-1 (Table 13) IEC 61000-4-4	±4kV using direct method with accessory installed in expansion bay ±2kV using direct method
<b>Surge Immunity</b> IEC 60947-4-1 (Table 13) IEC 61000-4-5 a Class 4	Three-phase power inputs: ±4kV line-to-line (DM); ±4kV line-to-ground (CM) With accessory installed in expansion bay: ±2kV line-to-line (DM) → 1.2/50µs; 2kV line-to-earth, 1kV line-to-line; ±4kV line-to-ground (CM)
<b>Power Freq. Magnetic Field Immunity</b> IEC 60947-4-1, IEC 61000-4-8	30A/m, 50Hz
<b>Electromagnetic Field</b> IEC 60947-4-1 Table 13, IEC 61000-4-3	10V/m
<b>Distortion IEEE 519</b>	5% THD max., 5th harmonic 3% max.
<b>Electrostatic Discharge (ESD)</b> IEC 61000-4-2, EN 61131-2	4kV contact 8kV air discharge
<b>Electrical Fast Transient (EFT)</b> IEC 61000-4-4, EN 61131-2	±2kV using direct method
<b>Surge Immunity</b> IEC 61000-4-5, EN 61131-2	±2kV line-to-ground (CM)

Agency Approvals	
<b>UL</b>	E1230
<b>CSA</b>	156828 or 000353_0_000 (Class 3211-03)
<b>CE</b>	2014/35/EU LVD, 2014/30/EU EMC, 2014/34/EU ATEX, 2011/65/EU RoHS



# Eaton XT Series

## Electronic Overload Relays



Electronic Overload Relays up to 175A

### Short Circuit Ratings (North America CSA, cUL)

Changes to UL 508A and NEC in recent years have brought a focus on control panel safety with regard to short-circuit current ratings (SCCR). The SCCR data in this document reflects the latest information as of April 2010.

Short-Circuit Rating Without Welding										
Overload FLA Range	Maximum Operating Voltage	Standard-Fault Short Circuit Data			High-Fault Short Circuit Data			Thermal-Magnetic Circuit Breakers		
		600V (kA)	Maximum Fuse Size (A) (Class RK5)	Maximum Breaker Size (A)	480V (kA)	600V (kA)	Maximum Fuse Size (Class J, CC, RK5)	480V (kA)	600V (kA)	Maximum Breaker Size
0.33–1.65 A	600VAC	1	6	15	—	—	—	—	—	—
1–5 A		5	20	20	100	100	30	100	35	20
4–20 A		5	80	80	100	100	100	100	35	80
9–45 A		5	175	175	100	100	100	100	35	100/175 (480/600)
20–100 A		10	400	400	100	100	200	150	35	250/400 (480/600)
35–175 A		10	400	350 (690VAC) 320 (415VAC)	100	100	400	100 (415VAC)	—	350 320

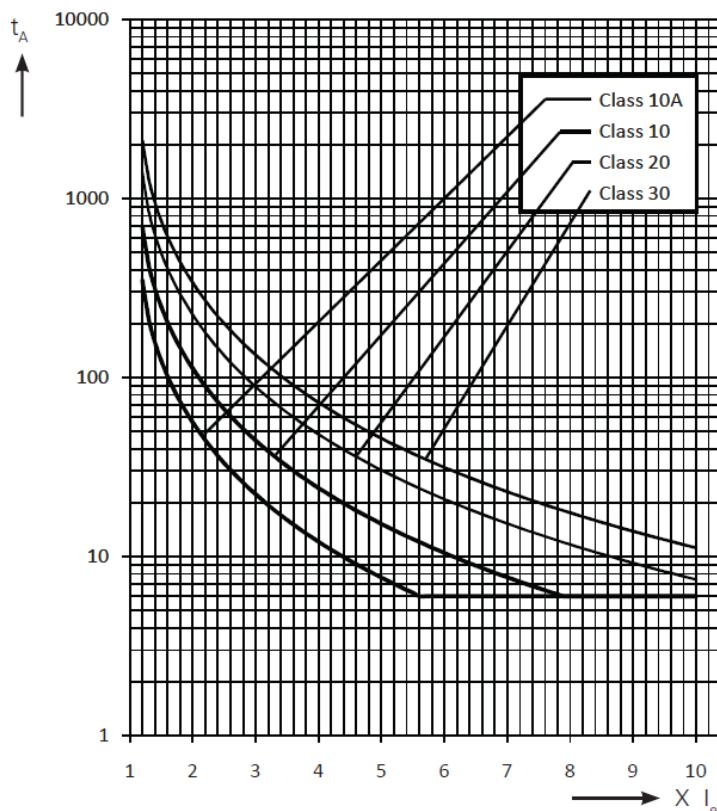
# Eaton XT Series Electronic Overload Relays



Electronic Overload Relays up to 175A

Tripping characteristics, 1- and 3-phase XTOE

10A, 10, 20, 30



Class	$t_A$ (s)							$=X I_e$
	3	4	5	6	7.2	8	10	
<b>30</b>	<u>133.5</u>	<u>72.5</u>	<u>45.7</u>	<u>31.4</u>	<u>21.7</u>	<u>17.5</u>	<u>11.2</u>	
<b>20</b>	<u>89.0</u>	<u>48.3</u>	<u>30.4</u>	<u>21.0</u>	<u>14.5</u>	<u>11.7</u>	<u>7.5</u>	
<b>10</b>	<u>44.5</u>	<u>24.2</u>	<u>15.2</u>	<u>10.5</u>	<u>7.2</u>	<u>6.0</u>	<u>6.0</u>	
<b>10A</b>	<u>22.3</u>	<u>12.1</u>	<u>7.6</u>	<u>6.0</u>	<u>6.0</u>	<u>6.0</u>	<u>6.0</u>	

$t_{A(s)}$  = time (seconds)

$X_{I_e}$  = multiple of  $I_A$

Please see our website for complete engineering drawings.



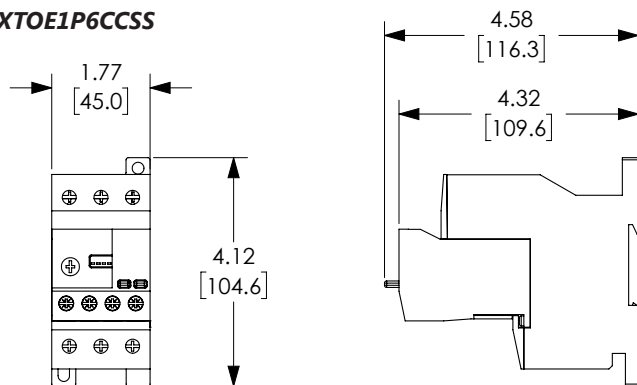
# Eaton XT Series Electronic Overload Relays



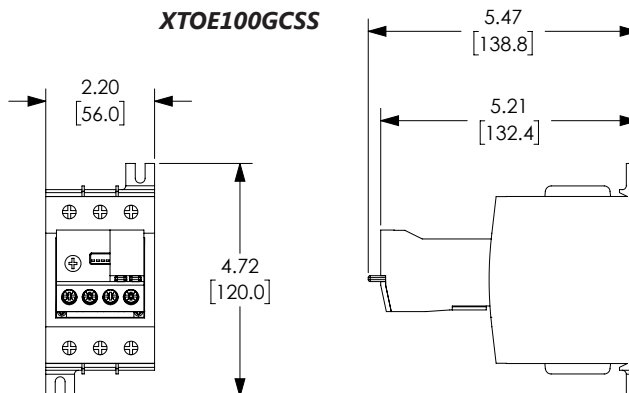
Electronic Overload Relays up to 175A

## Dimensions (inches [mm])

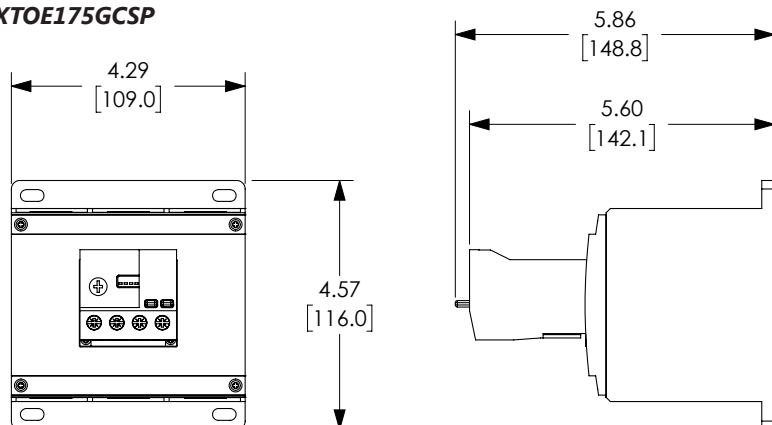
**XTOE1P6CCSS**



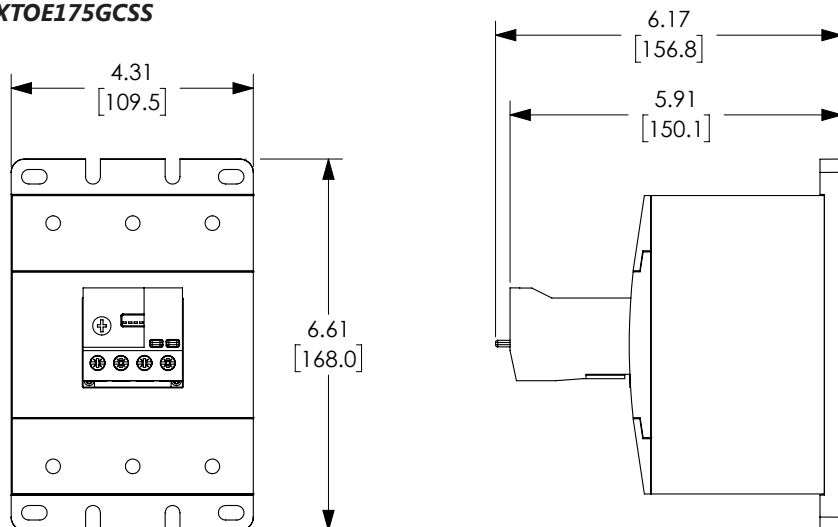
**XTOE100GCSS**



**XTOE175GCSP**



**XTOE175GCSS**



*Please see our website for  
complete engineering drawings.*

# Eaton XT Series Electronic Overload Relays



Electronic Overload Relays up to 175A

## Optional Modules



C440-XCOM



ZEB-XRR-120

Electronic Remote Reset is accomplished with 24VDC (C440-XCOM) or 120VAC (ZEB-XRR-120) accessory options. These expansion modules plug into the expansion bay on the XT overload relays, enabling remote reset. The C440-XCOM module can also accomplish basic communication with accessories purchased from Eaton, not sold by Automationdirect.com.

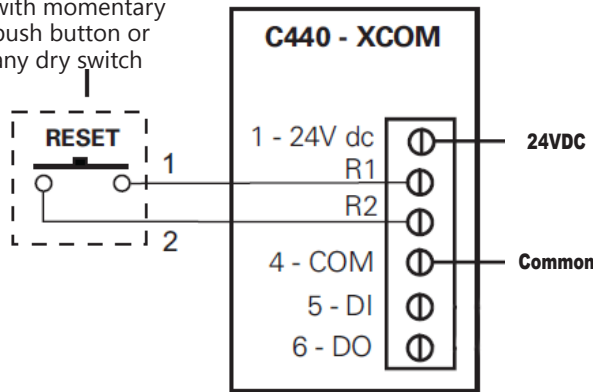
Users can add a remote mounted reset button to reset the module.

Optional Modules		
Part Number	Price	Description
C440-XCOM		Eaton communication expansion module, adds remote reset ability for the Eaton XT series electronic overloads.
ZEB-XRR-120		Eaton remote reset module for use with XT series electronic overloads.

## Wiring Diagrams

### C440-XCOM

Remote Reset with momentary push button or any dry switch



### ZEB-XRR-120

