



Emergency Stop Control Stations

Features

- 3-pole positive guided contacts
- Plastic housings (IP67) or stainless steel 316 housings (IP69K/NEMA 6)
- 40mm twist-to-release mushroom head operator
- Conformance to ISO 13850, IEC 60947-5-1 and IEC 60947-5-5
- 2 conduit entries (all entries sealed)
- UL File E365665
- Lid safety trip mechanism ensures that safety contacts will open if the lid is removed
- Models available with button protection guard and padlock holes
- Includes one tamper-proof T20 Torx bit for stainless steel versions



3-Pole Emergency Stop Control Stations

Part Number	Housing Type	Contacts	Wiring Diagram	Conduit Entry	Price	Drawing Link
ES-P-230001	Plastic	2 N.C., 1 N.O.	Figure 1	Knockout (2) M20 (2) ½" NPT		PDF
ES-P-230002		3 N.C.	Figure 2			PDF
ES-SS-231002	Stainless steel 316	2 N.C., 1 N.O.	Figure 1	(2) ½" NPT		PDF
ES-SS-231004		3 N.C.	Figure 2			PDF
ES-SSP-231006	Stainless steel 316 with button protection guard and padlock holes	2 N.C., 1 N.O.	Figure 1	(2) ½" NPT		PDF
ES-SSP-231008		3 N.C.	Figure 2			PDF



ES-P-230001

Safety Classification and Reliability Data

Mechanical Reliability B10d	1.5 x 10 ⁶ operations at 100mA load
ISO 13849-1	Up to PLe depending upon system architecture
EN 62061	Up to SIL3 depending upon system architecture
Safety Data - Annual Usage	8 cycles per hour / 24 hours per day / 365 days
PFHd	< 1.0 x 10 ⁻⁷
Proof Test Interval (Life)	21 years
MTTFd	214 years




ES-SS-231002

Electrical and General Specifications

Enclosure / Cover	Polyester or Stainless Steel 316
IP Rating / NEMA	IP67 Plastic / IP69K Stainless Steel / NEMA 6
Mounting	(4) M4
Mounting Position	Any
Conduit Entries	(2) ½" NPT for Stainless Steel housing Knockout (2) M20 / (2) ½" for Plastic housing
Torque Settings	Mounting: M4 4.0 N·m Lid: T20 Torx M4 1.5 N·m Terminals: 1.0 N·m
Ambient Temperature	-25 to +80°C (-13 to +176°F)
Vibration Resistance	0.35 mm @ 10-500 Hz
Shock Resistance	15g @ 11ms
Weight	Plastic: 250g (0.55 lb) Stainless Steel: 1000g (2.20 lb)
Contact Type	IEC 947-5-1 double break type Zb Snap action up to 3 N.C. (positive break) 1 N.O. (Auxiliary)
Contact Material	Silver
Termination	Clamp up to 2.5 mm ² conductors
IEC / NEMA Contact Rating	Utilization category: AC15 / A300
Operational Rating	240VAC 3A / 120VAC 6A
Thermal Current (Ith)	10A
Rated Insulation Voltage (Ui)	500V
Withstand Voltage (Uimp)	2500V
Short Circuit Overload Protection	Fuse externally 10A (fuse type FF)
Approvals	IEC 60947-5-1, IEC 60947-5-5, EN62061, UL508, ISO13850, ISO13849-1



ES-SSP-231006



Type ESL-SSLP with button protection guard and padlock holes

(Padlock hole diameter 1/4". Padlock shaft must exceed 2" closed)

Note: To obtain the most current agency approval information, see the Agency Approval Checklist section on the specific part number's web page.

Emergency Stop Control Stations

Wiring Diagrams

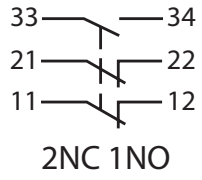


Figure 1

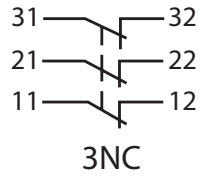


Figure 2