

Field Wireable Connectors

M12 Field Wireable Screw Connectors

Features

- IP67 rated once properly assembled
- Various cable gauges and diameters accepted
- Plastic housings with good resistance against chemicals and oils



Field Wireable M12 Screw Connectors							
Part Number	Price	Voltage	Poles	Connection Type	Conductor Wire	Housing Material	Outside Cable Ø
7000-12701-0000000		250V AC/DC	4	Axial male	18AWG [0.75 mm ²] max	Polyamide (PA)	4 to 6 mm [0.157 to 0.236 in]
7000-12721-0000000		125V AC/DC	5	Axial male			
7000-12901-0000000		250V AC/DC	4	Axial female			
7000-12921-0000000		125V AC/DC	5	Axial female			
7000-12741-0000000		250V AC/DC	4	Axial male			
7000-12761-0000000		125V AC/DC	5	Axial male			
7000-12941-0000000		250V AC/DC	4	Axial female			6 to 8 mm [0.236 to 0.315 in]
7000-12961-0000000		125V AC/DC	5	Axial female			
7000-12821-0000000		250V AC/DC	4	Right-angle male			
7000-12981-0000000		250V AC/DC	4	Right-angle female			
7000-13041-0000000		125V AC/DC	5	Right-angle female			
7000-17301-0000000		60V AC/DC	8	Axial male			
7000-17311-0000000		60V AC/DC	8	Right-angle male			
7000-17321-0000000		60V AC/DC	8	Axial female			
7000-17331-0000000		60V AC/DC	8	Right-angle female			
Shielded							
7000-14581-0000000		250V AC/DC	4	Right-angle male, D-coded	18AWG [0.75 mm ²] max	CuZn Nickel Plated	6 to 8 mm [0.236 to 0.315 in]
7000-13321-0000000		125V AC/DC	5	Axial male			
7000-13361-0000000		125V AC/DC	5	Right-angle male			
7000-17341-0000000		60V AC/DC	8	Axial male	20AWG [0.5 mm ²] max		

Specifications		
Outside Cable Ø (mm)	4.0 to 6.0	6.0 to 8.0
Nominal Voltage	4-pin: 250V 5-pin: 125V	4-pin: 250V 5-pin: 125V 8-pin: 60V
Current (max)	4A	4-pin and 5-pin: 4A 8-pin: 2A
Temperature	-25 to 85°C [13 to 185°F]	
Environmental Protection	IP67	
Isolation Materials	N/A	
Wire Diameter	N/A	
Isolation Resistance	Category III per IEC 60664-1	
Screw	M2.5x0.45 mm ² torque to 40 N·m [29.5 ft·lb]	
Weight	0.05 oz [1.42 g]	0.06 oz [1.7 g]
Agency Approvals	UL Recognized. File E224242	

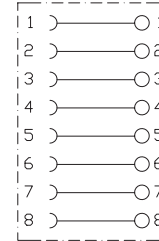
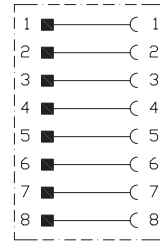
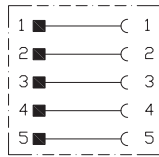
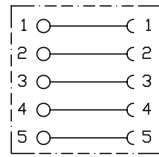
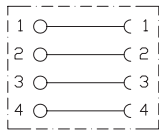
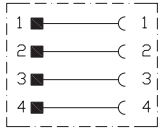
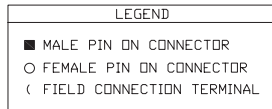
To obtain the most current agency approval information, see the Agency Approval Checklist section on the specific part number's web page.

Field Wireable Connectors

M12 Screw Connectors Dimensions and Wiring

Wiring Diagrams

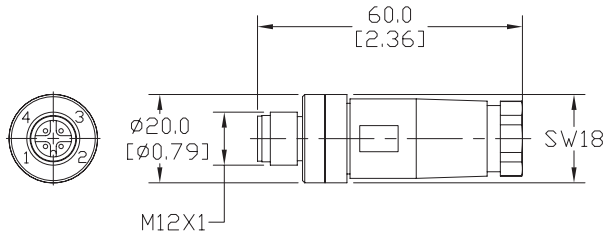
Screw Connection Technique



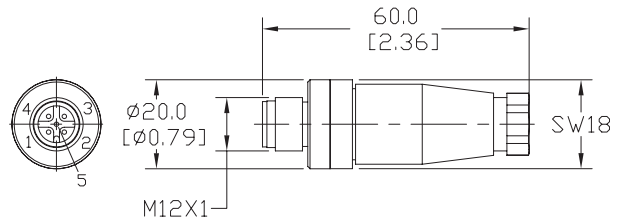
Dimensions

mm [inches]

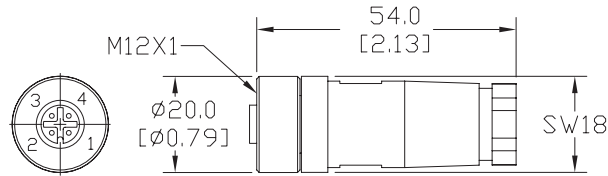
7000-12701-0000000



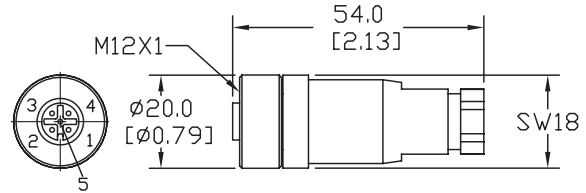
7000-12721-0000000



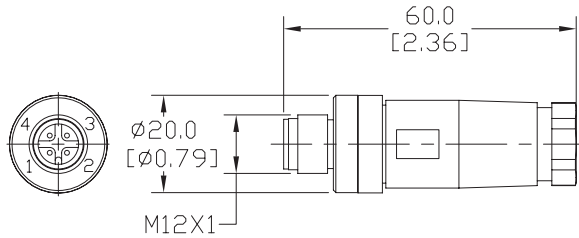
7000-12901-0000000



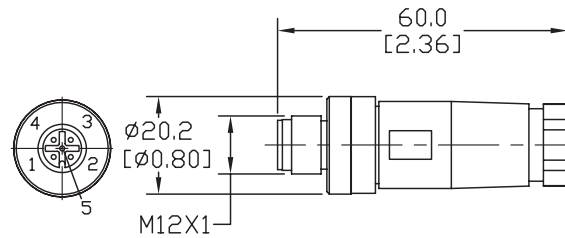
7000-12921-0000000



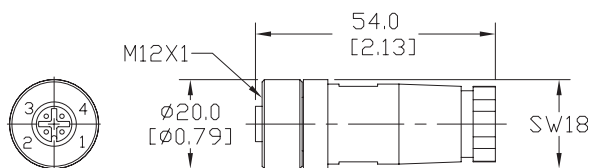
7000-12741-0000000



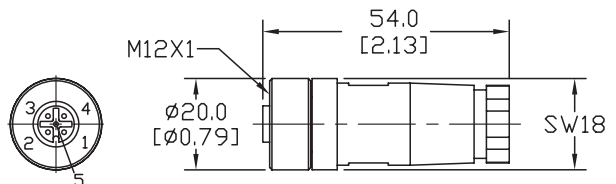
7000-12761-0000000



7000-12941-0000000



7000-12961-0000000



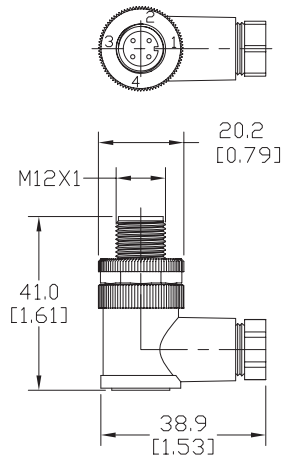
Field Wireable Connectors

M12 Screw Connectors Dimensions and Wiring

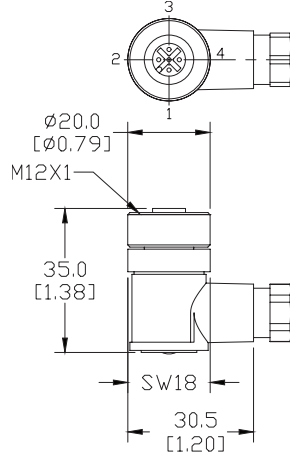
Dimensions

mm [inches]

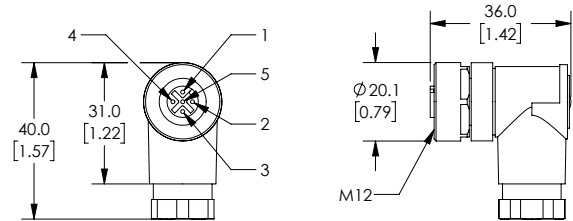
7000-12821-0000000



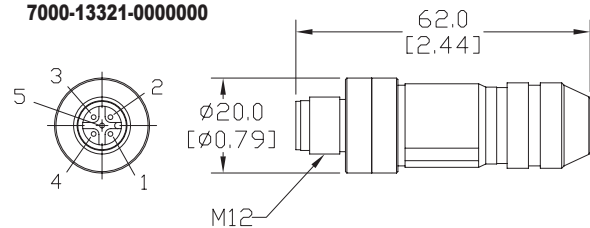
7000-12981-0000000



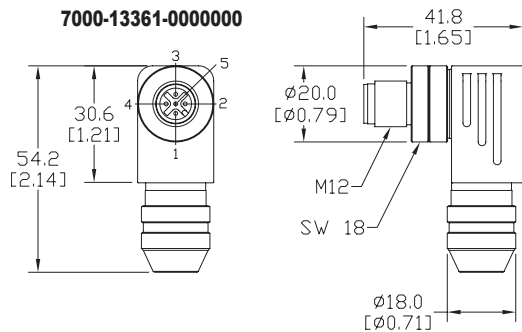
7000-13041-0000000



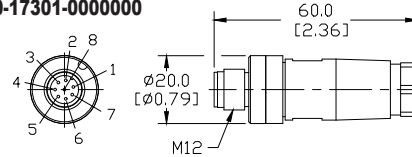
7000-13321-0000000



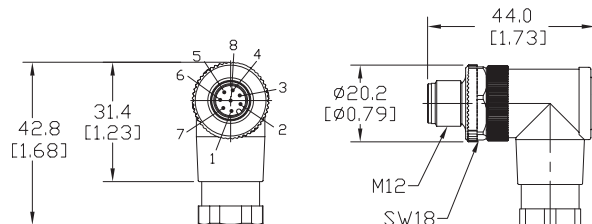
7000-13361-0000000



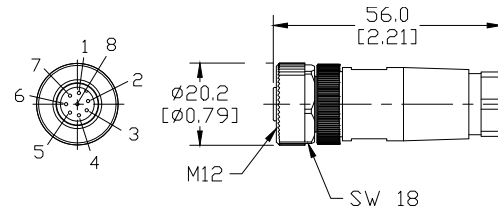
7000-17301-0000000



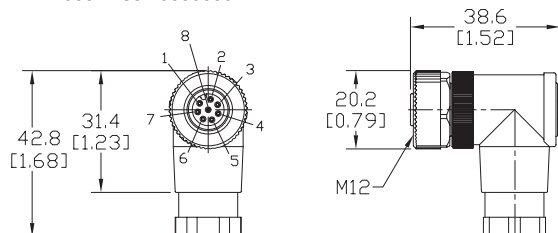
7000-17311-0000000



7000-17321-0000000



7000-17331-0000000



7000-17341-0000000

