

M12 Cables with Quick-Disconnect Plugs

Overview and Selection

- Industry standard axial and right-angle M12 screw-lock connectors with open leads
- Cables listed can be used with patch cables
- 2m, 3m, 5m, 7m, 10m and 15m cable lengths
- PVC (polyvinyl chloride) jacket for typical industrial applications
- PUR/PVC (polyvinyl/polyurethane) jacket for oily and drag chain applications
- PUR (polyurethane) jacket for oily, direct sunlight, and robotic applications

M12 Quick-Disconnect Cables (Euro, Micro DC-Single Key)									
Part Number	Price	Poles	Connector	Jacket		Dimensions			
				Material	Color	A	B	C	L
						mm			m [ft]
CD12M-0B-050-A1*		3	Axial female	PVC	Black	38	15	–	5
CD12M-0B-050-C1*			Right-angle female			39	15	28	[16.4]
CD12M-0D-050-A1*		3	Axial female	PUR	Black	38	15	–	5
CD12M-0D-050-C1*			Right-angle female			39	15	28	[16.4]
7000-12181-2130500*		3	Axial female	PVC	Gray	38	15	–	5
7000-12321-2130500*			Right-angle female			39	15	28	[16.4]
7000-12181-0230500*		3	Axial female	PUR/ PVC	Yellow	38	15	–	5
7000-12321-0230500*			Right-angle female			39	15	28	[16.4]
CD12L-0B-020-A0		4	Axial female	PVC	Gray	38	15	–	2
CD12L-0B-020-C0			Right-angle female			39	15	28	[6.5]
CD12M-0B-070-A1		4	Axial female	PVC	Gray	38	15	–	7
CD12M-0B-070-C1			Right-angle female			39	15	28	[22.9]
7000-12221-0240200		4	Axial female	PUR/ PVC	Yellow	38	15	–	2
7000-12341-0240200			Right-angle female			39	15	28	[6.5]
7000-12221-0240700		4	Axial female	PUR/ PVC	Yellow	38	15	–	7
7000-12341-0240700			Right-angle female			39	15	28	[22.9]
7000-12221-0241000		4	Axial female	PUR/ PVC	Yellow	38	15	–	10
7000-12341-0241000			Right-angle female			39	15	29	[32.8]
7000-12221-0241500		4	Axial female	PVC	Gray	38	15	–	15
7000-12341-0241500			Right-angle female			39	15	29	[49.2]
7000-12221-2141000		4	Axial female	PVC	Gray	38	15	–	10
7000-12341-2141000			Right-angle female			39	15	29	[32.8]
7000-12221-2141500		4	Axial female	PVC	Gray	38	15	–	15
7000-12341-2141500			Right-angle female			39	15	29	[49.2]
7000-12241-0250300		5	Axial female	PUR/ PVC	Yellow	38	15	–	3
7000-12361-0250300			Right-angle female			39	15	28	[9.8]
7000-12241-0250500		5	Axial female	PUR/ PVC	Yellow	38	15	–	5
7000-12361-0250500			Right-angle female			39	15	28	[16.4]
7000-12241-0251000		5	Axial female	PUR/ PVC	Yellow	38	15	–	10
7000-12361-0251000			Right-angle female			39	15	28	[32.8]
7000-12241-2150300		5	Axial female	PVC	Gray	38	15	–	3
7000-12361-2150300			Right-angle female			39	15	28	[9.8]
7000-12241-2150500		5	Axial female	PVC	Gray	38	15	–	5
7000-12361-2150500			Right-angle female			39	15	28	[16.4]
7000-12241-2151000		5	Axial female	PVC	Gray	38	15	–	10
7000-12361-2151000			Right-angle female			39	15	28	[32.8]

* Note: Do not use with sensors that require 4-pole cables.
Continued on next page.



CD12M-0B-050-A1
CD12M-0B-050-C1



CD12M-0D-050-A1
CD12M-0D-050-C1



7000-12181-2130500
7000-12321-2130500



7000-12181-0230500
7000-12321-0230500



CD12L-0B-020-A0
CD12L-0B-020-C0



7000-12221-2141000
7000-12341-2141000



7000-12221-0240200
7000-12341-0240200



7000-12241-0250300
7000-12361-0250300

M12 Cables with Quick-Disconnect Plugs

Selection and Specifications

M12 Quick-Disconnect Cables (Euro, Micro DC-Single Key)											
Part Number	Price	Poles	Connector	Jacket		Dimensions					
				Material	Color	A	B	C	L		
						mm			m [ft]		
7000-17041-2920300		8	Axial female	PUR	Gray	44.5	15	–	3		
7000-17061-2920300			Right-angle female			39	15	32	[9.8]		
7000-17041-2920500		8	Axial female			44.5	15	–	5		
7000-17061-2920500			Right-angle female			39	15	32	[16.4]		
7000-17041-2921000		8	Axial female			44.5	15	–	10		
7000-17061-2921000			Right-angle female			39	15	32	[32.8]		
7000-17041-2950300		8	Axial female			PUR (UL/CSA)	Gray	44.5	15	–	3
7000-17061-2950300			Right-angle female					39	15	32	[9.8]
7000-17041-2950500		8	Axial female					44.5	15	–	5
7000-17061-2950500			Right-angle female					39	15	32	[16.4]
7000-17041-2951000		8	Axial female	44.5	15			–	10		
7000-17061-2951000			Right-angle female	39	15			32	[32.8]		
7000-19041-7050300		12	Axial female	PUR (UL/CSA)	Black			43.5	15	–	3
7000-19061-7050300			Right-angle female					39	15	32	[9.8]
7000-19041-7050500		12	Axial female					43.5	15	–	5
7000-19061-7050500			Right-angle female					39	15	32	[16.4]
7000-19041-7051000		12	Axial female			43.5	15	–	10		
7000-19061-7051000			Right-angle female			39	15	32	[32.8]		

* Note: Do not use with sensors that require 4-pole cables.
Continued on next page.



7000-12241-2150300
7000-12361-2150300



7000-17041-2920300
7000-17061-2920300



7000-17041-2950300
7000-17061-2950300



7000-19041-7050300
7000-19061-7050300

Specifications

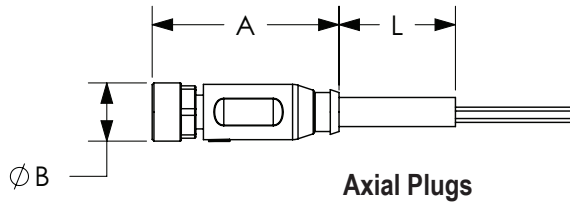
Specifications				
Model	CD12 Series			7000 Series
Length	2m [6.5 ft]	7m [23ft]	5m [16.4 ft]	All cable lengths
Nominal Voltage	250V AC/DC		250V AC/DC	50VAC/60VDC
Max Current	4A			
Protection Degree	IP67	IP65 / IP68 / IP69K		IP65 / IP66K / IP67
Material Nut	Nickel plated brass			
Housing Material	PUR or PVC			PUR or PVC or PUR/PVC
Contacts Material	Gold plated Copper-Tin Alloy (CuSn)			
Tightening Torque	0.5 N·m	≤ 0.4 N·m		≤ 0.4 N·m
Conductors Cross Section	0.25 mm ² [24 AWG]			
Ø Outer Cable	5mm	PVC: 4mm / PUR: 4mm		3-pole: 4.5 mm / 4-pole: 4.8 mm / 5-pole: 5.2 mm / 8 & 12-pole: 6mm (±5%)
Temperature Range	-25 to +80°C [-13 to +176°F]	-25 to +90°C [-13 to +194°F]		-25 to +85°C [-13 to +185°F]
Environmental	N/A	Halogen and Silicone free		Halogen, Silicone, CFC, Cadmium, and Lead free
Bending Radius Drag Chain (Roller Cable Tray)	min. 10 x cable diameter			
Agency Approvals	CSA			UL, CSA, CE

To obtain the most current agency approval information, see the Agency Approval Checklist section on the specific part number's web page.

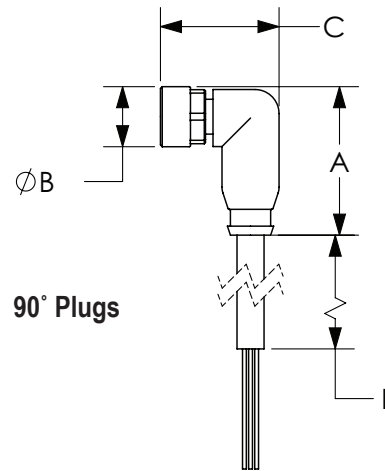
Sensor Cables and Connectors

M12 Cables with Quick-disconnect Plugs (continued...)

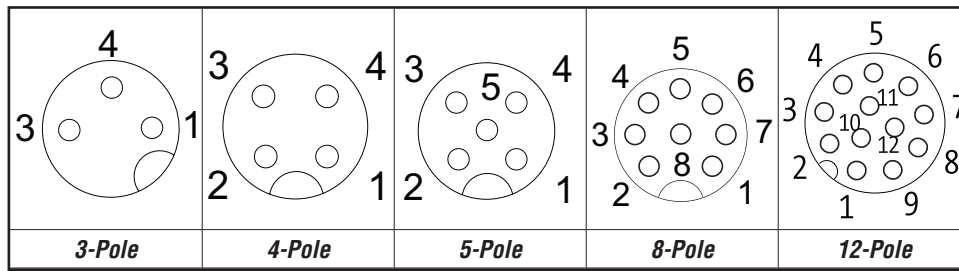
Dimensions



See our website: for complete engineering drawings.



Contact Diagrams



Wiring Diagrams

